

PowerSchool User Guide For Parents



Modesto City Schools

PowerSchool Parent Portal

Contents

LET'S GET STARTED	3
GET PARENT ACCESS ACCOUNT IDs AND PASSWORDS FOR YOUR STUDENT(S)	3
CREATE YOUR PERSONAL POWERSCHOOL PARENT PORTAL ACCOUNT(S)	3
RETURNING USERS	4
WORK WITH THE MAIN MENU	4
NAVIGATION BAR	4
MAIN MENU	5
PRINTING.....	5
GRADES AND ATTENDANCE	6
CLASS SCORE HISTORY	6
GRADES HISTORY.....	6
ATTENDANCE HISTORY.....	6
EMAIL NOTIFICATIONS	7
TEACHER COMMENTS.....	7
SCHOOL BULLETIN.....	7
BALANCES.....	7
ACCOUNT PREFERENCES	8
QUIT POWERSCHOOL PARENT PORTAL	8

(Updated 10/18/10)

PowerSchool Parent Portal

LET'S GET STARTED

To get started, you must

- Get the Parent Access Account ID and Password for your student(S),
- Create your personal PowerSchool Parent Portal Access Account(s) and associate your students to it.

GET PARENT ACCESS ACCOUNT IDs AND PASSWORDS FOR YOUR STUDENT(S)

Please note that your student uses a different account ID and password to login and is different than the information you will lookup by following this process. Most student account IDs and passwords can be retrieved through the Parent Access Account Lookup Program found at <http://mcs.monet.k12.ca.us/parents/Pages/Parent%20Access%20Account%20Lookup.aspx>

Parents will need to have the following information available in order for the account ID lookup to work:

- School site
- Student ID
- Birth Date
- Last four digits of SSN

Parent Access Account Lookup

Please enter the following information to verify your student's identity

Choose School:	<input type="text" value="Mark Twain"/>
Student ID:	<input type="text" value="35623"/>
Birth Date:	<input type="text" value="Aug"/> <input type="text" value="03"/> <input type="text" value="1996"/>
Last four digits of SSN:	<input type="text" value="9536"/>

[Submit](#)

Student Account Id: **3730**

Student Password: **4471**

If this method does not work, you may request that your login information be sent to you by contacting your school's office. A letter will be mailed to you with your login information. Login ID's and passwords will not be given out over the phone, or in an email, to protect the confidentiality of your son/daughter's information.

NOTE: The Account Access ID and Password for your student should be protected. Only provide this information to individuals who need to monitor your student's progress.

CREATE YOUR PERSONAL POWERSCHOOL PARENT PORTAL ACCOUNT(S)


There are two separate parent portals; one for grades K-8 and one for high school. If you have students in both grade levels you will need to create an account for both portals. Once you have retrieved the Parent Account Codes from Step One above, follow the links below to set up your account and register your student codes. (*You will need to click on the button that says CREATE ACCOUNT.*)

K - 8th grade: <https://psk8.monet.k12.ca.us>

9 - 12th grade: <https://pshs.monet.k12.ca.us>

Login

Returning users login here

User Name 


Password

[Having trouble logging in?](#)

Create an Account

Create a parent/guardian account that allows you to view all of your students with one login account. You can also manage your account preferences. [Learn more.](#)

First-time users start here



PowerSchool Parent Portal

Complete the parent user information and enter the Student Account ID and Password for each student in that grade range.

PowerSchool
High School District

Create Parent/Guardian Account

First Name	Ellen
Last Name	Ochoa
Email	eochoa@yahoo.com
Desired User Name	Ellen Ochoa
Password Strongest
Re-enter Password

Link Students to Account From Student Account Lookup

Enter the Access ID, Access Password, and Relationship for each student you wish to add to your Parent/Guardian Account

Student Name	Access ID	Access Password	Relationship
1. Eric	123456	Mother, natural/adoptive
2. Susana	123457	-- Choose
3.			Choose
4.			Father, natural/adoptive
5.			Mother, natural/adoptive
6.			Grandfather

RETURNING USERS

Once you have set up your parent login(s) and associated your students to your login by entering their Student Account IDs and passwords, you may login directly by entering your Parent Username and Password that you created in Step Two above.

WORK WITH THE MAIN MENU

Read this section to understand the basics of working with the main menu.

NAVIGATION BAR

The navigation bar appears at the top of the PowerSchool Parent Portal start page, and is common to every page in the application.

Click here to return to the start page

Main Menu contains links to Parent Portal functions

Jonathon Jessica

Gain, Jim (Last Login: 8/20/2010 at 5:23 AM) ? Logout











Select between students by clicking on name

Click here to Log out

PowerSchool Parent Portal

MAIN MENU

The main menu consists of several icons within the navigation bar and includes links to the following features:

FIELD	DESCRIPTION
 Grades and Attendance	Click to view student grades and attendance for the current term. For more information, see Grades and Attendance .
 Grades History	Click to view student grades for the previous term. For more information, see Grades History .
 Attendance History	Click to view attendance history for the current term. For more information, see Attendance History .
 Email Notification	Click to set the e-mail notifications you wish to receive on a regular basis. For more information, see Email Notifications .
 Teacher Comments	Click to view any teacher comments. For more information, see Teacher Comments .
 School Bulletin	Click to view the school bulletin for the student selected. For more information, see School Bulletin .
 Class Registration	This function is not currently active.
 Balance	Click to view balances on textbook and library fees.
 My Calendars	This calendar module requires a third party program to run and will not be utilized in PowerSchool for MCS.
 Account Preferences	Use this feature to update account information and add/delete student associations. For more information, see Account Preferences .

PRINTING

In the navigation bar, under the main menu is a printer icon.



Click this icon to print the current page for your records.

PowerSchool Parent Portal

GRADES AND ATTENDANCE

Use this page to view the grades and attendance for the student in the current term. The legend at the bottom of the page displays the attendance codes and their meanings.

Grades and Attendance		Standards Grades					
Grades and Attendance							
Attendance By Class							
Exp	Course	S1	S2	Q1	Q2	Q3	Q4
1(A)	Health A S1 GENTILE, PATRICK A	--	--	--	--	--	--
2(A)	Pre AP Physics S1 TOSCANO, MARILYN K	A+ 100	--	--	--	--	--

Click the score for more details

CLASS SCORE HISTORY

Class Score Detail					
Course	Teacher	Expression	Final Grade ¹		
Criminal Justice	Baldwin, D	1(A)	B+	89%	
Teacher Comments: Meets lab/classroom work experiences.					
Section Description:					
Due Date	Category	Assignment	Score	%	Grd
06/26/2008	WB	WBWK6	100/100	100	A
06/26/2008	WB	WBWK7	80/100	80	B-
06/26/2008	WB	WBWK8	100/100	100	A
06/26/2008	WB	WBWK9	60/100	60	D-
06/27/2008	PROJ	Assign 1	80/100	80	B-
06/27/2008	ATT	ATTWK1	100/100	100	A
06/27/2008	WB	WBWK1	100/100	100	A
Grades last updated on 7/30/2008					

GRADES HISTORY

Use this page to view quarter and semester grades for the student for the current term. As with the Grades and Attendance screen, clicking the grade in the % column will open the Class Score Detail Page. A caret (^) indicates score is exempt from final grade. An asterisk (*) indicates an assignment is not included in final grade.

ATTENDANCE HISTORY

Use this page to view attendance records for the student in the current term. The legend at the bottom of the page displays the attendance codes and their meanings.

Meeting Attendance History																													
Course	Expression	6/23-6/29				6/30-7/6				7/7-7/13				7/14-7/20				7/21-7/27				7/28-8/3				8/4-8/10			
		M	T	W	F	S	M	T	W	F	S	M	T	W	F	S	M	T	W	F	S	M	T	W	F	S	M	T	
Criminal Justice Baldwin, D Et: 6/22/08 L: 8/9/08	1(A)	A	-	-	-	-	-	T	T	-	-	-	-	-	-	A	A	-	-	-	-	-	-	-	-	-	-	-	-

Legend

Attendance Codes: Blank=Present | A=Absent | T=Late - Excused Tardy | W=Late < 30 min - w/o valid excuse | M=Late > 30 min - w/o valid excuse | L=Left Class Early | X=Unexcused | I=Illness | D=Doctor | J=Justified - Personal Reasons | O=On Campus | H=Home Suspension | C=In-School Suspension | S=Saturday School | F=School Activity | N=IS - Work Not Completed | Y=IS - Work Completed | P=Positive | G=Home and Hospital | E=Proof of Immunization | R=Attending MJC | K=School Closure |

PowerSchool Parent Portal

EMAIL NOTIFICATIONS

If you wish to receive information about your student's grades, attendance, and assignment scores, use this page to set up you e-mail preferences. You can specify which information you would like to receive, how often you would like to receive the information, and where to send the e-mail.

Email Notifications : Abdi, Fatuma S

What information would you like to receive?

- Summary of current grades and attendance
- Detailed reports showing all assignment scores for each class
- Detailed report of attendance
- Balance Alert (Note: Will only be sent when a student is low on funds.)

How often?

Email Address

Additional Email Addresses
(separate multiple email addresses with commas)

Apply these settings to all your students?

Send now for Fatuma?


TEACHER COMMENTS

Use this page to view any comments that teachers entered regarding items such as the student's achievement or behavior.

Teacher Comments*

Exp.	Course	Teacher	Comment
1(A)	Criminal Justice	Baldwin, D	Meets lab/classroom work experiences. Please note that the Current Grade and Current % are subject to change when assignments are turned in by the end of the Quarter. The final Semester grade is made up of three components: First Quarter grade (45%), Second Quarter grade (45%), and our Final Evaluation (10%).

* Additional teacher comments may be found on the 'Grades and Attendance' and 'Grades History' pages. Find comments there by clicking on the reporting period score for the appropriate class.

Print Page 

SCHOOL BULLETIN


Use this page to view the daily/weekly school bulletin for your child. Please be patient as many sites are not yet utilizing this feature. As the school year progresses, more and more sites will begin to use it.

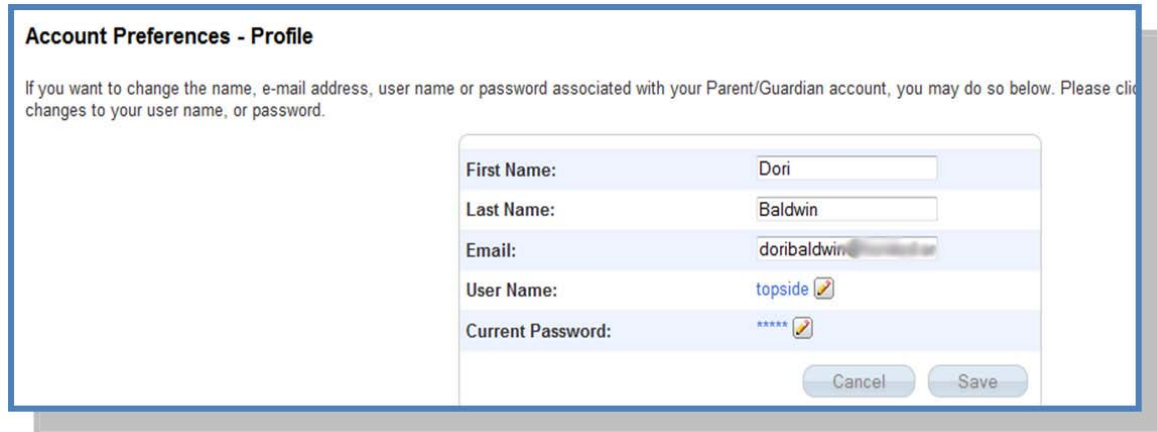
BALANCES

Current balances for textbooks and library book fees will be shown here. This page will NOT show lunch balances.

PowerSchool Parent Portal



ACCOUNT PREFERENCES

Use this page to change account login information and add/delete student associations. To add additional students to this account you will need to know the students access ID and access password. Edit user name and password by clicking on the  icon



Account Preferences - Profile

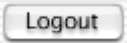
If you want to change the name, e-mail address, user name or password associated with your Parent/Guardian account, you may do so below. Please click on the edit icon to change to your user name, or password.

First Name:	Dori
Last Name:	Baldwin
Email:	doribaldwin@...
User Name:	topside 
Current Password:	***** 

Cancel Save

QUIT POWERSCHOOL PARENT PORTAL

When finished working in PowerSchool Parent Portal, it is important to log out of the application. You can log out of PowerSchool Parent Portal from any page in the application.

To log out, click  in the upper right corner of the screen.

NOTE: If you are not actively working in PowerSchool Parent Portal, your session may timeout. If so, you need to log in again.