

REVENUE LIMIT -  
DEFERRAL SCHEDULE

MONTH	2010-11 UPDATED SCHEDULE	2011-12 ESTIMATED DEFERRAL SCHEDULE
July 2011	9.10%	0.00%
August 2011	12.10%	0.00%
September 2011	7.10%	11.70%
October 2011	-	0.00%
November 2011	-	9.00%
December 2011	-	9.00%
January 2012	-	25.30%
February 2012	-	0.50%
March 2012	-	0.00%
April 2012	-	4.60%
May 2012	-	1.50%
June 2012	-	0.00%
July 2012	-	22.60%
August 2012	-	15.80%
TOTALS	28.30%	100.00%

**Julie A. Chapin**

Associate Superintendent, Business

Chief Business Official

550-3301 x 5401

**Michelle Price**

Budget Manager

550-3301 x 5409

**Rosemary Willett**


Accounting Specialist

550-3301 x 5419

426 Locust Street  
Modesto, CA 95351  
Fax: (209) 576-2930



**BUDGET  
FAST FACTS**



**2011/2012**

**1st Interim**

# Budget Fast Facts - General Fund

## ADA vs. ENROLLMENT

2010-2011 Annual

Elementary District (K-8)


ADA	14,476.97
Enrollment	15,034.00

High School District (9-12)

ADA	13,579.26
Enrollment	13,954.00

## PROPOSED REVENUE LIMIT FUNDING

By District



## GENERAL FUND STAFFING

By Unit FTE

Unrestricted

Certificated	1356.83
Classified	820.06
Management	135.52

Restricted

Certificated	136.87
Classified	190.50
Management	28.90

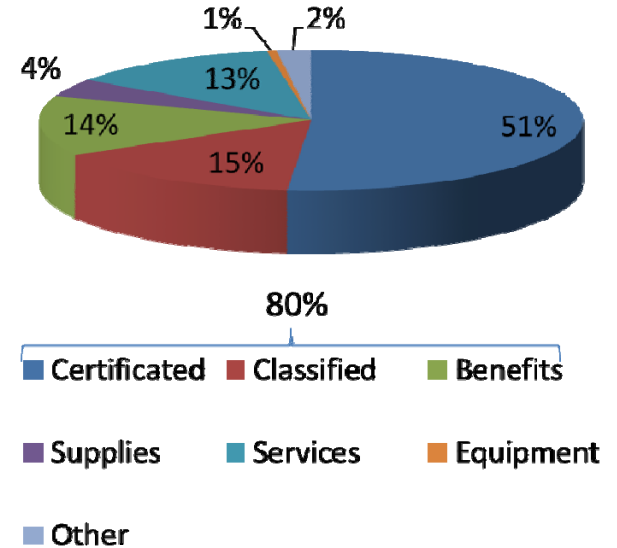
## GENERAL FUND REVENUE

By Source

Revenue Limit	\$ 160,921,919
Federal Revenue	\$ 28,439,713
State Revenue	\$ 45,553,091
Other Local Revenue	\$ <u>7,594,191</u>
<b>TOTAL</b>	<b>\$ 242,508,914</b>

## GENERAL FUND EXPENSES

By Category



Certificated Salaries	\$ 135,406,789
Classified Salaries	\$ 40,263,800
Benefits	\$ 36,423,494
Books and Supplies	\$ 10,783,048
Services	\$ 33,635,483
Equipment	\$ 1,502,113
Other	\$ <u>5,385,160</u>
<b>TOTAL</b>	<b>\$ 263,399,887</b>